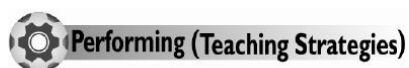


# New Trend in Music Book 1



## Unit 1

### **Music: *Always with Me* (p.8)**

Metre: Perform according to the strong and weak beat pattern of simple triple.

Intonation: Note the fingering of the notes F and B<sup>b</sup>. Ensure the intonation of the note F by covering the finger hole of the little finger of the right hand.

- Others:
1. Correct phrasing and timely breathing.
  2. Tongue the notes lightly and play the full length of each note.
  3. Note how to play the slurred notes properly.

### **Music: *Do-Re-Mi* (P.11)**

Metre: Sing the song according to the strong and weak beat pattern of simple duple time.

Rhythm: Avoid singing faster and faster when singing groups of quavers.

Intonation: Pay attention to the intonation of notes with accidentals.

### **Music: *Lán Huā Cǎo* (p.14)**

Rhythm: Pay attention to the dotted rhythm.

Intonation: Pay attention to the intonation of lyrics with more than one note.

\*Common mistakes in pronunciation (words need to/need not roll the tongue.)

	Words need not roll the tongue	Words need to roll the tongue
Verse 1	從、莫、在、希、早、三	山、中、著、種、時
Verse 2	惜、夙、簇	轉、朝、春、償

\*When singing the lowest note “A”, remind students to sing with chest voice. It is easier to use it by looking downward.

**Music: *Aura Lee* (p.15)**

Rhythm: Sing the verse and chorus of the song (which consist of different rhythm) appropriately.

Intonation: Pay attention to the intonation of long notes and the notes in the second part.

- Others:
1. Strike a balance in volume between the two different parts in 2-part singing.
  2. Beware of the fingering of F# in recorder playing.

**Music: *Beautiful Dreamer* (p.18)**

Metre: Sing according to the strong and weak beat pattern of compound triple.

Intonation: Note the pitches of leaps and the notes with accidentals.

Dynamics: Sing at a relatively weak dynamic.

Others: Correct phrasing and timely breathing.

**Music: *Home on the Range* (p.20)**

Metre: Sing the song according to the strong and weak beat pattern of 6/8.

Rhythm: Pay attention to the note value of dotted notes, rests and the tied notes.

Others: Accurate pronunciation.

**Unit 2****Music: *Ask Me* (p.24)**

Rhythm: Pay attention to the rhythm of syncopated notes and dotted rhythms.

- Others:
1. Phrase the melody and breathe appropriately.
  2. Clear diction of lyrics, e.g. 我

**Music: *Planting Rice* (p.26)**

Rhythm: Avoid singing faster and faster when singing groups of quavers.

Intonation: Pay attention to the intonation of leaps.

- Others:
1. Phrase the melody and breathe appropriately.
  2. Play the recorder with appropriate tonguing and beware of the balance in volume with the voice part.



**Music: *Mango Walk* (p.28)**

Rhythm: Sing the song in appropriate rhythm, especially the rhythm with quavers and syncopated notes in the voice part as well as in the percussion part.

Intonation: Pay attention to the intonation of leaps.

Others: Phrase the melody appropriately and breathe promptly.

\* Remind students to sing the last word “walk” lightly in different phrases. And a quick breathe is needed when starting a new phrase.

\* Students may sing the notes “  ” on page 29 bar 2 , wrongly as “  ”

**Music: *Lóng De Chuán Rén* (p.30)**

Rhythm: Sing the song in appropriate rhythm and be aware of lyrics with more than one notes in the different verses.

Intonation: Pay attention to the intonation in two part singing and balance the volume between the voices.

Others: Play the recorder with appropriate tonguing and keep the balance in volume with the voice part.

\* Drill the pronunciation of problematic words

	Problematic words
Verse 1	字、江、就、夢、澎、湃、洶
Verse 2	群、全、傳、腳、下
Verse 3	夕、深、槍、敲、楚、劍

**Music : *Tài Hú Chuán* ( p.34)**

Metre: Sing according to the strong and weak beat pattern of simple quadruple.

Rhythm: Note the dotted notes and the anacrusis rhythm.

Intonation: Note the intonation of the slurred notes.

Others: Recite the lyrics according to the rhythms before singing.

**Music: *Sakura* (p.36)**

Rhythm: Sing the song in appropriate rhythm.

Others: 1. Phrase the melody appropriately and breathe promptly.


2. Sing the repeated phrases in different dynamics.

**Unit 3****Music: *Over and Over* (p. 40)**

Rhythm: Pay attention to the note value of dotted minims, which last for three beats.

Intonation: Pay attention to the intonation in two part singing and balance the volume between the voices.

Others: Phrase the melody appropriately and breathe promptly.

\* Sing the phrases (lyrics: 朝我夢想闖，多跨一步， and lyrics: 容我赴他方，堅忍走路) with high notes in one breathe, also sing with the dynamics of  for the phrases (i.e. sing stronger for higher notes), so that the high notes can be supported.

**Music: *Proud of You* (p.42)**

Rhythm: Pay attention to the note value of dotted notes, rests, tied notes and long notes.

Intonation: Pay attention to the intonation of leaps.

Others: 1. Phrase the melody appropriately and breathe promptly.  
2. Keep a steady tempo. Avoid singing faster and faster.

**Music: *Yǒu Yòng De Rén* (p.46)**

Metre: Sing correctly the values of the dotted rhythms, rests, tied notes and triplets.

Intonation: Note the pitches of leap intervals.

Others: 1. Correct phrasing and timely breathing.  
2. Given the positive meaning of the lyrics, sing in a powerful and brilliant tone. Take care to keep a steady beat and not to get faster and faster.

**Music: *Wishing Star* (p.49)**

Rhythm: Be aware that the fourth beat is an unaccented beat and the strong beat is the first beat with the word 'one' or '心'. And sing the dotted notes in appropriate rhythm.

Intonation: Pay attention to the intonation of leaps.

Others: Phrase the melody appropriately.

**Music: *That Doggie in the Window* (p.50)**

Rhythm: Pay attention to the quarter / crotchet rest and the value of the tied notes.

Intonation: Pay attention to the intonation of leaps.

Others: 1. Phrase the melody appropriately and breathe promptly  
2. Vary the dynamic in singing the three different verses and sing in a naughty and playful tone.

**Unit 4****Music: *Cradle Song* (p.57)**

Rhythm: Pay attention to the note value of tied notes.

Intonation: Pay attention to the intonation of leaps, especially the intonation of octave leap (d-d').

Dynamics and tempo: Sing in appropriate dynamics to show a cradle song for coaxing children into sleeping.

Others: 1. Phrase the melody appropriately and breathe promptly  
2. Sing in legato. Avoid adding accents.

**Music: *Hedge Rose* (p.61)**

Rhythm: Pay attention to the value of dotted notes.

Dynamics and tempo: Sing in appropriate dynamics and stress on the tempo changes such as fermata, ritardando and tempo primo.

Others: Phrase the melody appropriately and breathe promptly

\* This is a difficult vocal piece, therefore students have to learn and practice slowly at first. Sort out the technical problem and practice more for accuracy, then sing the song at a proper tempo.

\* technical problem: lyrics with more than one note, e.g. "Joy in his...glowing." is the hardest phrase for students, leaps, accidental notes, etc.

**Music: *The Sound of Music* (p.62)**

Metre: Sing according to the strong and weak beat pattern of simple quadruple.

Intonation: Note the intonation of notes with accidentals. Also note the pitches in the two-part section and the volume balance between the two voices.

Dynamics and tempo: Note the dynamic and tempo changes.

Others: Sing in a bright and expressive tone colour.

**Music: *Plenty of Problems Every Day* (p.66)**

Rhythm: Note the syncopated rhythms. Practice reciting the lyrics according to the rhythms.

Intonation: Note the intonation of leaps and the highest register of the final phrase.

Others: 1. Correct phrasing and timely breathing  
2. Sing the staccatos lightly in this light-hearted song.

**Unit 5****Music: *Gōng Xǐ Gōng Xǐ* (p.72)**

Metre: Sing the song according to the strong and weak beat pattern of simple duple time.

Rhythm: Pay attention to the note value of staccato.

Intonation: Pay attention to the intonation of lyrics with more than one note.

Others: Pay attention to the balance in volume between the percussion part and the other voice part.

**Music: *Mid-Autumn Moon* (p.74)**

Rhythm: Pay attention to the dotted rhythm

Intonation: Pay attention to the intonation of lyrics with more than one note.

Others: 1. Sing in legato with soft tone.  
2. Phrase the melody appropriately and breathe promptly  
3. Clear diction.

**Music: *Jesus Christ is Risen Today* (p.77)**

Rhythm: Pay attention to the note value of minims.

Intonation: Pay attention to the intonation of lyrics with more than one note, especially those sung with five notes.

Others: Phrase the melody appropriately and breathe promptly. And sing in a bright tone.

**Music: *Angels We Have Heard On High* (p.78)**

Rhythm: Pay attention to the rhythm of the two-part singing in the third line (bars 9 to 12).

Intonation: Pay attention to the intonation of lyrics with more than one note and the intonation in two-part singing. Balance the volume between the two voice parts.

Others: Phrase the melody appropriately and breathe promptly. And sing in a bright tone.

**Music: *Chinese Dream* (p.79)**

Rhythm: Pay attention to the dotted rhythm and the note value of triplets.

Intonation: Pay attention to the intonation of lyrics with more than one note.

Dynamics and tempo: Sing in appropriate dynamics, expressing the mood of desiring China to be powerful.

Others: Clear diction.

\* Revise all the repeat signs and terms used in the song.



**Music: *Gratitude to Parents* (p.81)**

Rhythm: Pay attention to the dotted rhythm and the note value of long notes.

Intonation: Pay attention to the intonation of lyrics with more than one note, and long notes.

Others: Phrase the melody appropriately and breathe promptly. And sing in a soft tone.

**Unit 6****Music: *Triumphal March* (p.86)**

Rhythm: Pay attention to the note value of triplets and rests. Students may mix up the rhythm of  and  in the song.

Intonation: Pay attention to the notes with slur in playing recorders and the intonation of lyrics with more than one note.

Dynamics and tempo: Sing in appropriate dynamics to express the ardent atmosphere of the triumphant return of the army.

Others: Play recorders with appropriate tonguing and avoid overblowing of the notes in times of forte.

**Music: *My Neighbour Totoro* (p.92)**

Rhythm: Pay attention to the note value of tied notes and rests in playing recorders.

Intonation: Pay attention to the intonation of notes E<sup>b</sup> and F#.

Dynamics: Play in appropriate dynamics, expressing the loveliness of Totoro.

Others: Play recorders with appropriate tonguing and avoid overblowing of the notes in times of forte.

**Music: *A Man Should Better Himself* (p.98)**

Metre: Sing, and play the song on recorders according to the strong and weak beat pattern of simple duple time.

Rhythm: Pay attention to the note value of tied notes.

Intonation: Pay attention to the intonation of tied notes, lyrics with more than one note and the intonation in two-part singing. Balance the volume between the two voice parts.

Dynamics: Sing in appropriate dynamics to express the perseverance of Chinese people.

**Creative Workshop****Music: *Embrace Love* (p.101)**

Rhythm: Note the values of tied notes and long notes, as well as the anacrusis rhythm

Intonation: Note the intonation of leaps.

Others: 1. Correct phrasing and timely breathing  
2. Sing in a resolute tone with a bright voice to bring out a sense of family warmth and protection.

**Unit 7****Music: *Mò Lì Huā* (p.104)**

Rhythm: Pay attention to the value of long notes.

Intonation: Pay attention to the intonation and timbre of lyrics with more than one note and notes in low register.

Others: 1. Sing the repeated phrases in different dynamics and tones.  
2. Phrase the melody appropriately and breathe promptly.

**Music: *We Shall Overcome* (p.106)**

Metre: Sing the song according to the strong and weak beat pattern of simple quadruple time.

Rhythm: Pay attention to the note value of syncopated notes and long notes.

Intonation: Pay attention to the intonation of lyrics with more than one note.

Others: 1. Sing the repeated phrases in different dynamics and tones.  
2. Phrase the melody appropriately and breathe promptly.



**Music: *Kookaburra* (p.107)**

Rhythm: Pay attention to the note value of rests.

- Others:
1. Sing in round without accompaniment and balance the volume between the two voice parts.
  2. Phrase the melody appropriately and breathe promptly.

**Music: *Danny Boy* (p.108)**

Rhythm: Pay attention to the note value of long notes.

Intonation: Pay attention to the intonation of leaps and lyrics with more than one note.

Dynamics and tempo: Pay attention to the effect of the fermata and ritardando.

- Others:
1. Phrase the melody appropriately and breathe promptly.
  2. Sing the phrases in different tones, e.g. sing the 1st to 4th phrases in a light tone, and sing the 7th and 8th phrases in a bright tone.

**Unit 8****Music: *The Only One in the World* (p.112)**

Rhythm: Pay attention to the note value of tied notes.

Intonation: Pay attention to the intonation of leaps.

- Others:
1. Vary the dynamics and singing tones in different verses.
  2. Phrase the melody appropriately and breathe promptly.

**Music: *Over the Rainbow* (p.114)**

Rhythm: Pay attention to the note value of long notes. Keep the tempo steady and avoid singing faster and faster when singing groups of quavers in section B.

Intonation: Pay attention to the intonation of leaps (e.g. octave), notes with accidental and lyrics with more than one note.

Others: Phrase the melody appropriately and breathe promptly.

**Music: *Rudolph the Red-Nosed Reindeer* (p.116)**

Metre: Sing according to the strong and weak beat pattern of simple quadruple.

Rhythm: Note the rhythmic accuracy of the syncopations

Intonation: Note the intonation of leaps.

Others: Sing in a delightful mood.

**Music: *Oh, Susanna* (p.119)**

Metre: Sing, and play the song on recorders according to the strong and weak beat pattern of simple duple time.

Rhythm: Pay attention to the value of dotted notes, syncopated notes and rests.

Intonation: Pay attention to the intonation of notes with slur in singing and recorder playing.

Others: Play recorders with appropriate tonguing.

**Unit 9****Music: *Santa Lucia* (p.122)**

Metre: Sing the song according to the strong and weak beat pattern of simple triple time (3/8).

Rhythm: Pay attention to the value of dotted notes.

Intonation: Pay attention to the intonation of leaps and lyrics with more than one note.

Dynamics and timbre : Vary the dynamic and tone in the verse and chorus.

Others: 1. Phrase the melody appropriately and breathe promptly.  
2. Clear diction and accurate pronunciation of lyrics.

**Music: *My Favourite Things* (p.128)**

Metre: Sing the song according to the strong and weak beat pattern of simple triple time.

Rhythm: Pay attention to the note value of long notes.

Intonation: Pay attention to the intonation of leaps.

Others: 1. Sing the repeated phrases in different dynamics and tones.  
2. Phrase the melody appropriately and breathe promptly.

**Music: *Kù Ěr Sī Kè Yóu Chē* (p.128)**

Metre: Sing the song following the strong and weak beat pattern of simple duple time.

Rhythm: Pay attention to the note value of rests.

Intonation: Pay attention to the intonation of leaps and notes with accent.

Others: 1. Phrase the melody and breathe correctly.  
2. Have clear and accurate pronunciation.

**Music: *Strong* (p.130)**

Metre: Sing the song following the strong and weak beat pattern of simple quadruple time.

Rhythm: Pay attention to the note value of rests and tied notes.

Intonation: Pay attention to the intonation of leaps.

Others: 1. Sing in different dynamics and tones for different phrases.  
2. Phrase the melody and breathe correctly.  
3. Have clear pronunciation.

**Creative Workshop**

**Music: *The Moon of the Abandoned City* (p.133)**

Rhythm: Pay attention to the note value of the dotted rhythms and the ending notes of the different sections.

Articulation: Sing in legato with sad tone.

Others: Phrase the melody appropriately and breathe promptly.